

# **A Study about Valletta during the Christmas Period – Nationwide Survey**

**Prof. Vincent Marmarà Ph.D.(Stir.)**



**Final Report | February 2026**

# Contents

- Section 1: Methodology and Demographics
- Section 2: Behaviour and Experience among visitors
  - 2.1 Results – Visited Valletta in December 2025
  - 2.2 Results – Frequency of visits
  - 2.3 Results – Visited Valletta in December 2024
  - 2.4 Results – Comparison of visits with December 2024
  - 2.5 Results – Duration of stay
  - 2.6 Results – Reasons for visit
  - 2.7 Results – Importance of Christmas Atmosphere

# Contents

- Section 3: Spending Behaviour and Family Experience among visitors
  - 3.1 Results – Estimated spend per visit
  - 3.2 Results – What children enjoyed most
- Section 4: Perceptions and Suggestions for Improvement from Visitors
  - 4.1 Results – What was better compared to December 2024
  - 4.2 Results – What respondents would like to see different

# Contents

- Section 5: Barriers to Visiting Valletta During the Christmas Period amongst non-visitors
  - 5.1 Results – Reasons for not visiting
  - 5.2 Results – What would encourage a future visit
  - 5.3 Results – Visited Valletta in December 2024
- Appendix
  - The Questionnaire
  - Maltese Districts

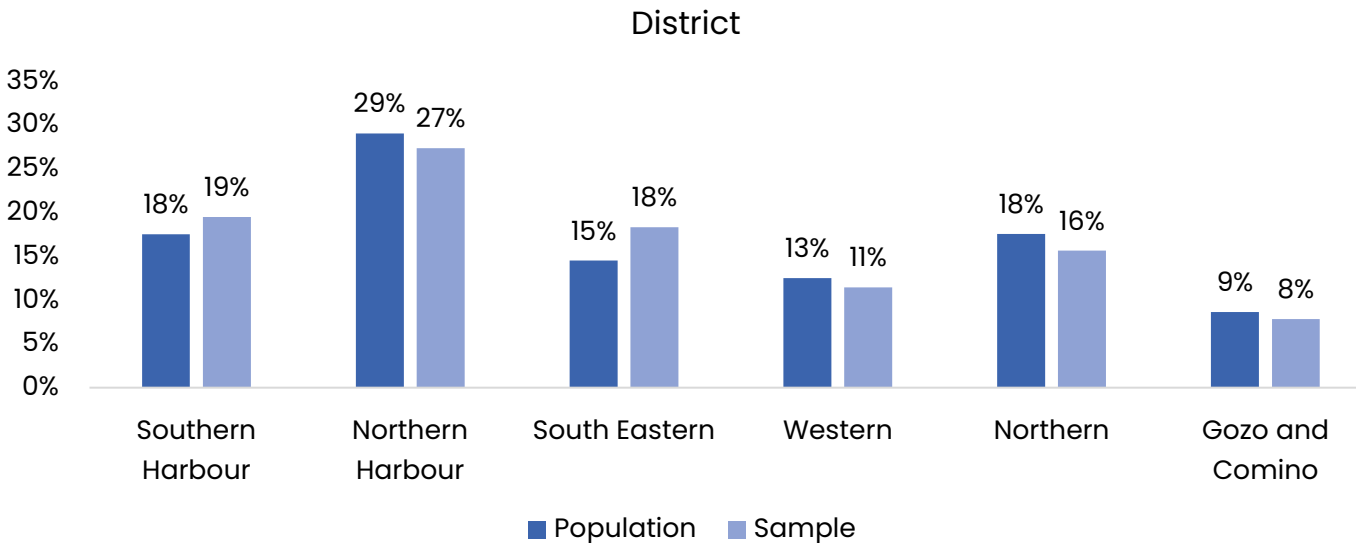
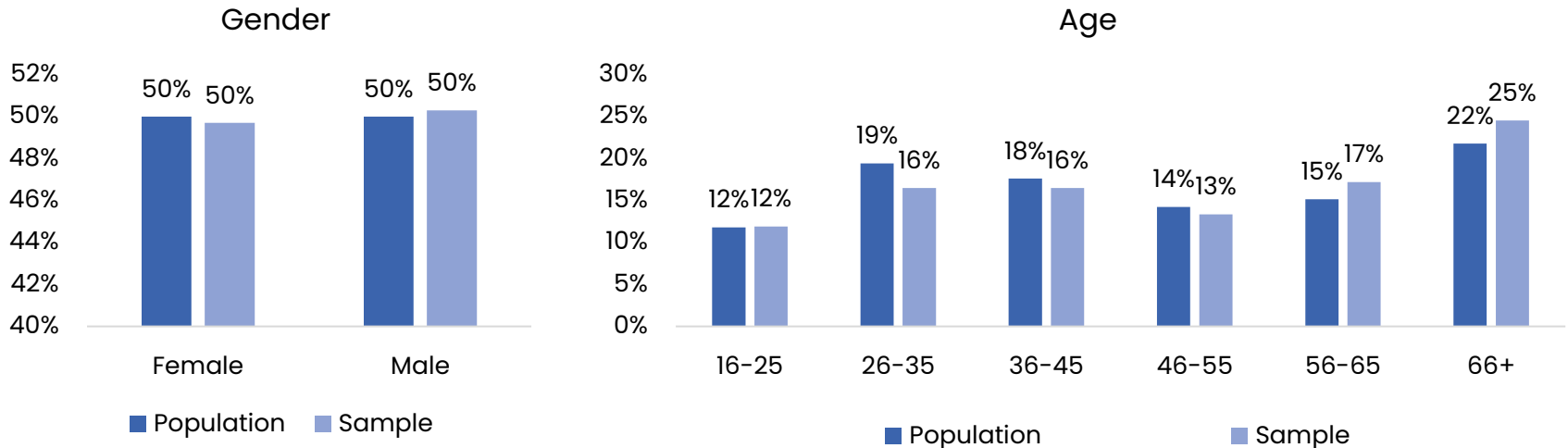
# Section 1

# Methodology and Demographics

# Methodology and Demographics

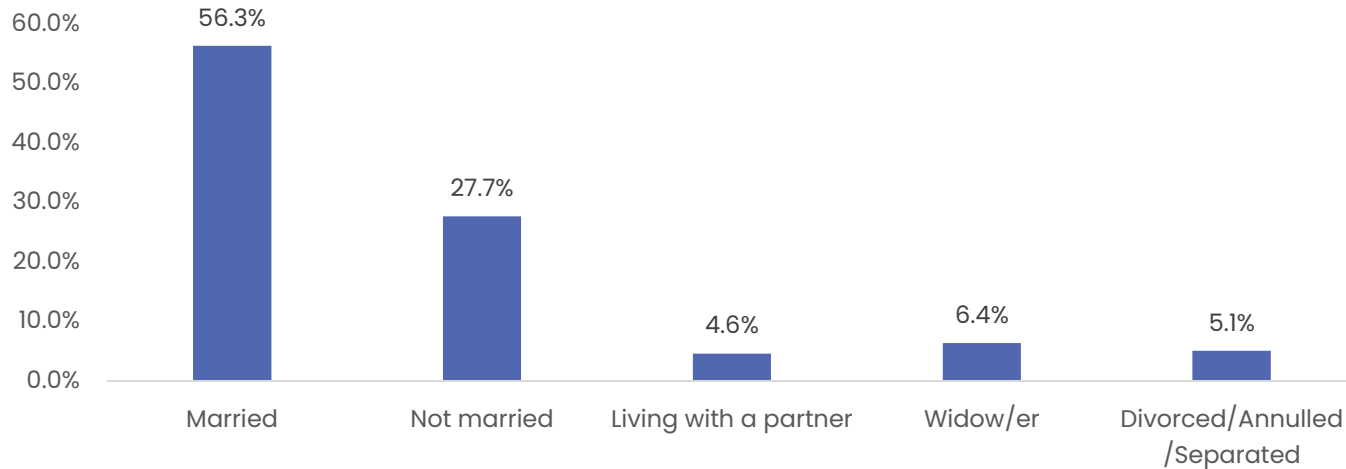
- The survey was carried out through telephone interviews
- A sample size of 600 individuals was collected amongst the Maltese population of 16 years and over
- Level of confidence: 95%
- Confidence interval:  $\pm 4.0\%$
- Sample was stratified based on Age, Gender and Districts
- The data was collected during February 2026

# Methodology and Demographics

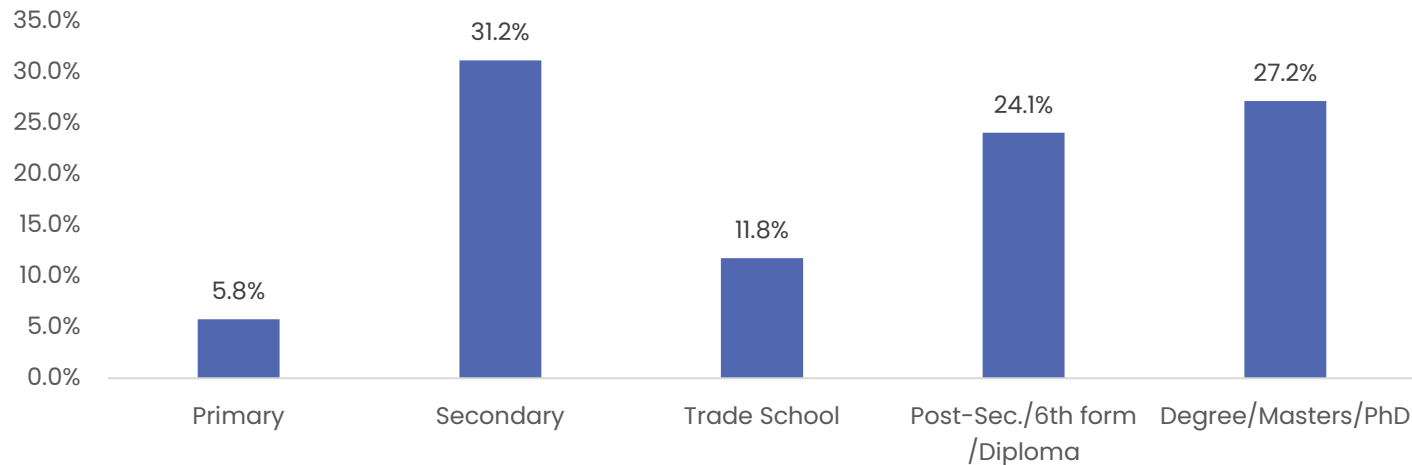


# Methodology and Demographics

## Marital Status

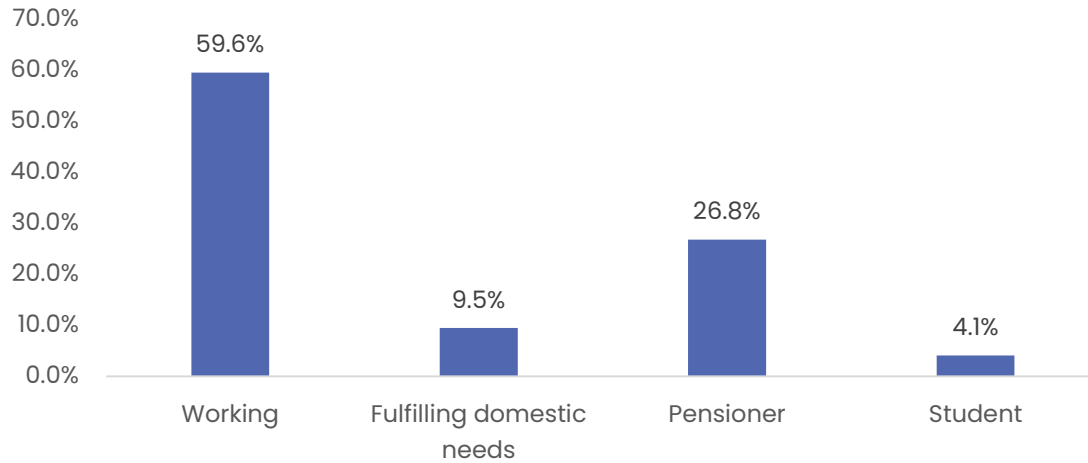


## Level of Education

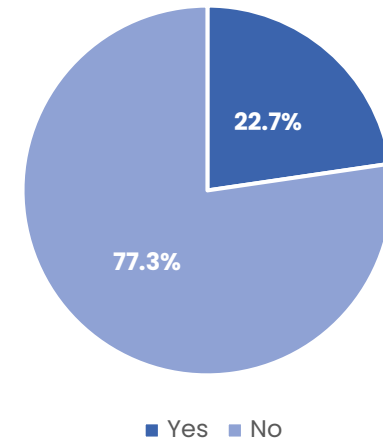


# Methodology and Demographics

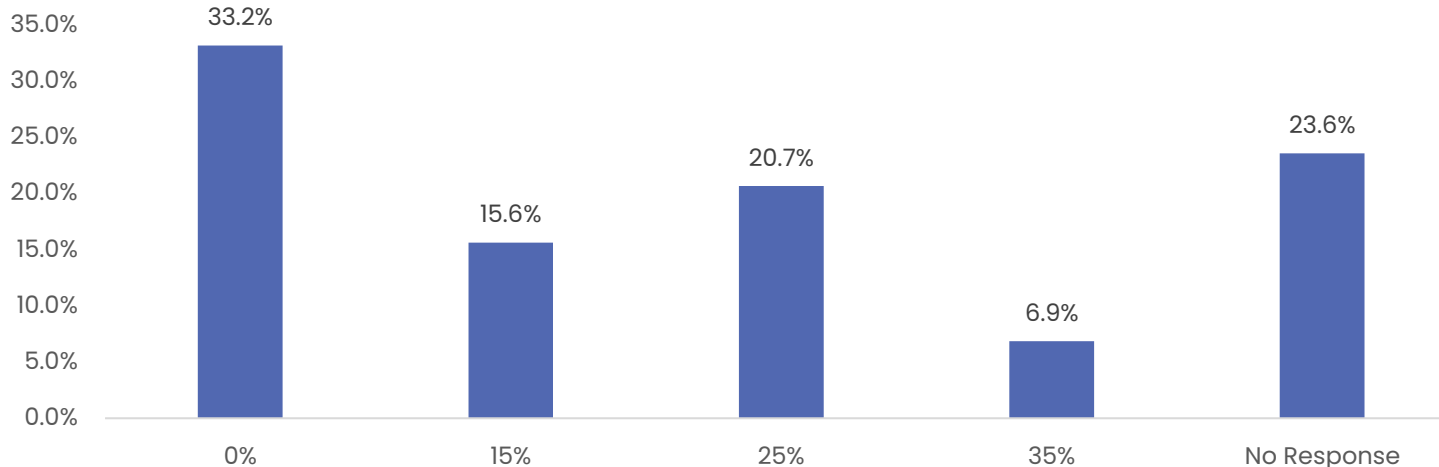
## Employment Status



## Having children under the age of 16



## Income Tax Bracket



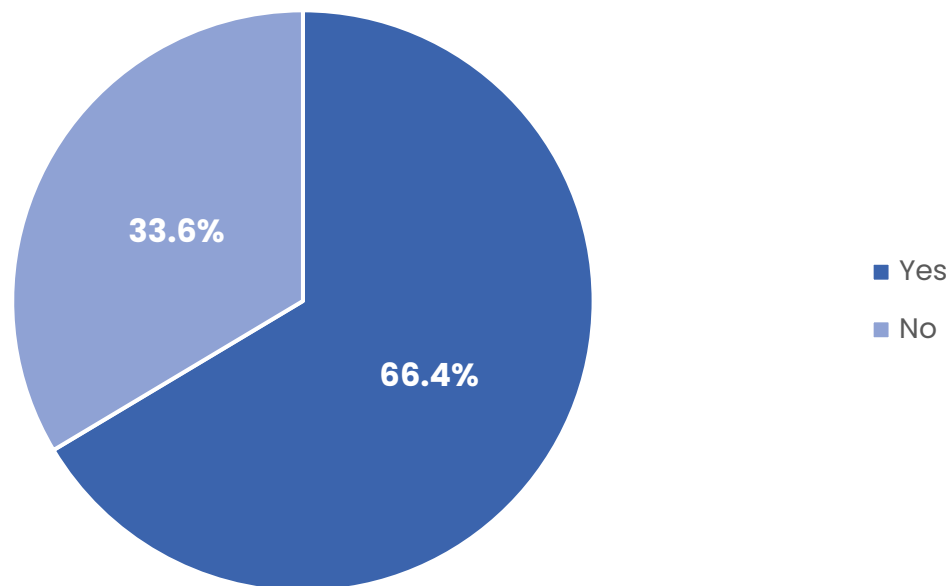
# **Section 2 – Behaviour and Experience among visitors**

## **Result 2.1: Visited Valletta in December 2025**

# Result 2.1: Visited Valletta in December 2025

- The respondents were asked to state whether they have visited Valletta during December 2025.
- The majority of the respondents answered 'Yes' (66.4%) whilst 33.6% answered 'No'.

Did you visit Valletta in December 2025?



The rest of the Results in Section 2, and all the results in Sections 3 and 4 were asked to those who have visited Valletta during December 2025.

# Result 2.1: Visited Valletta in December 2025

- When comparing the previous response with various demographics, we see the following results:

Sex	Female	Male	Total
Yes	68.3%	64.6%	66.4%
No	31.7%	35.4%	33.6%
Total	100.0%	100.0%	100.0%

Age	16-25	26-35	36-45	46-55	56-65	66+	Total
Yes	91.9%	85.4%	64.2%	80.2%	58.0%	41.2%	66.4%
No	8.1%	14.6%	35.8%	19.8%	42.0%	58.8%	33.6%
Total	100.0%	100.0%	100.0%	100.0%	100.0%	100.0%	100.0%

District	Gozo and Comino	Northern	Northern Harbour	South Eastern	Southern Harbour	Western	Total
Yes	52.3%	48.5%	67.8%	83.6%	74.7%	55.8%	66.4%
No	47.7%	51.5%	32.2%	16.4%	25.3%	44.2%	33.6%
Total	100.0%	100.0%	100.0%	100.0%	100.0%	100.0%	100.0%

The rest of the Results in Section 2, and all of the results in Sections 3 and 4 were asked to those who have visited Valletta during December 2025.

# Result 2.1: Visited Valletta in December 2025

- When comparing the previous response with various demographics, we see the following results:

<b>Children under 16 years</b>	<b>Have children under 16</b>	<b>No children under 16</b>	<b>Total</b>
<b>Yes</b>	68.3%	64.6%	66.4%
<b>No</b>	31.7%	35.4%	33.6%
<b>Total</b>	100.0%	100.0%	100.0%

<b>Income Tax Bracket</b>	<b>0%</b>	<b>15%</b>	<b>25%</b>	<b>35%</b>	<b>No Response/ Personal</b>	<b>Total</b>
<b>Yes</b>	52.3%	48.5%	67.8%	83.6%	74.7%	66.4%
<b>No</b>	47.7%	51.5%	32.2%	16.4%	25.3%	33.6%
<b>Total</b>	100.0%	100.0%	100.0%	100.0%	100.0%	100.0%

The rest of the Results in Section 2, and all of the results in Sections 3 and 4 were asked to those who have visited Valletta during December 2025.

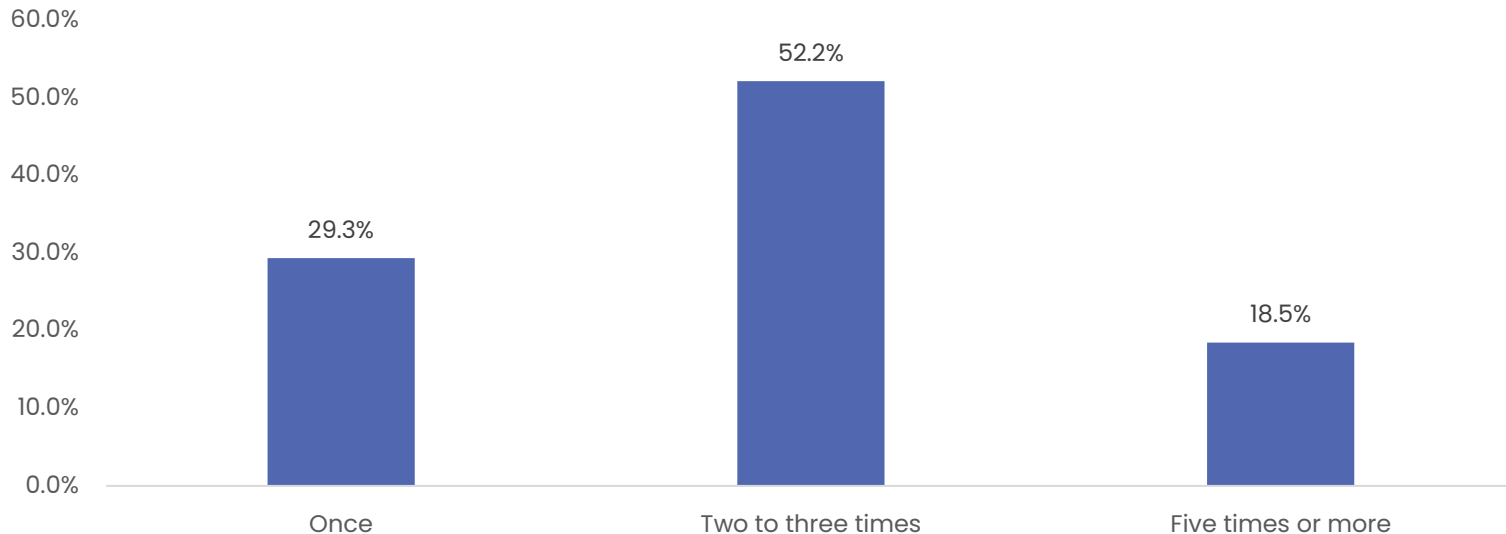
# **Section 2 – Behaviour and Experience among visitors**

## **Result 2.2: Frequency of visits**

# Result 2.2: Frequency of visits

- The respondents who have visited Valletta in December 2025 were asked to state how frequent they visited Valletta during December 2025.
- Around half of the respondents stated that they have been to Valletta during December 2025 between two and three times (52.2%).

Among those who have visited Valletta in December 2025: How frequent did you visit Valletta in December 2025?



# Result 2.2: Frequency of visits

- When comparing the previous response with various demographics, we see the following results:

Sex	Female	Male	Total
Once	32.6%	25.9%	29.3%
Two to three times	54.6%	49.6%	52.2%
Five times or more	12.8%	24.4%	18.5%
Total	100.0%	100.0%	100.0%

Age	16-25	26-35	36-45	46-55	56-65	66+	Total
Once	8.8%	20.6%	46.8%	28.3%	24.8%	15.1%	29.3%
Two to three times	70.6%	61.9%	32.5%	56.7%	57.0%	64.2%	52.2%
Five times or more	20.6%	17.5%	20.8%	15.0%	18.2%	20.8%	18.5%
Total	100.0%	100.0%	100.0%	100.0%	100.0%	100.0%	100.0%

District	Gozo and Comino	Northern	Northern Harbour	South Eastern	Southern Harbour	Western	Total
Once	15.4%	46.2%	31.8%	20.2%	21.7%	35.7%	29.3%
Two to three times	61.5%	43.6%	52.3%	65.2%	50.6%	41.7%	52.2%
Five times or more	23.1%	10.3%	15.9%	14.6%	27.7%	22.6%	18.5%
Total	100.0%	100.0%	100.0%	100.0%	100.0%	100.0%	100.0%

# Result 2.2: Frequency of visits

- When comparing the previous response with various demographics, we see the following results:

<b>Children under 16 years</b>	<b>Have children under 16</b>	<b>No children under 16</b>	<b>Total</b>
<b>Once</b>	31.2%	28.9%	29.3%
<b>Two to three times</b>	53.6%	51.9%	52.2%
<b>Five times or more</b>	15.2%	19.2%	18.5%
<b>Total</b>	100.0%	100.0%	100.0%

<b>Income Tax Bracket</b>	<b>0%</b>	<b>15%</b>	<b>25%</b>	<b>35%</b>	<b>No Response/ Personal</b>	<b>Total</b>
<b>Once</b>	25.2%	25.7%	35.4%	13.7%	37.7%	29.3%
<b>Two to three times</b>	57.1%	62.9%	47.2%	45.1%	45.1%	52.2%
<b>Five times or more</b>	17.7%	11.4%	17.3%	41.2%	17.2%	18.5%
<b>Total</b>	100.0%	100.0%	100.0%	100.0%	100.0%	100.0%

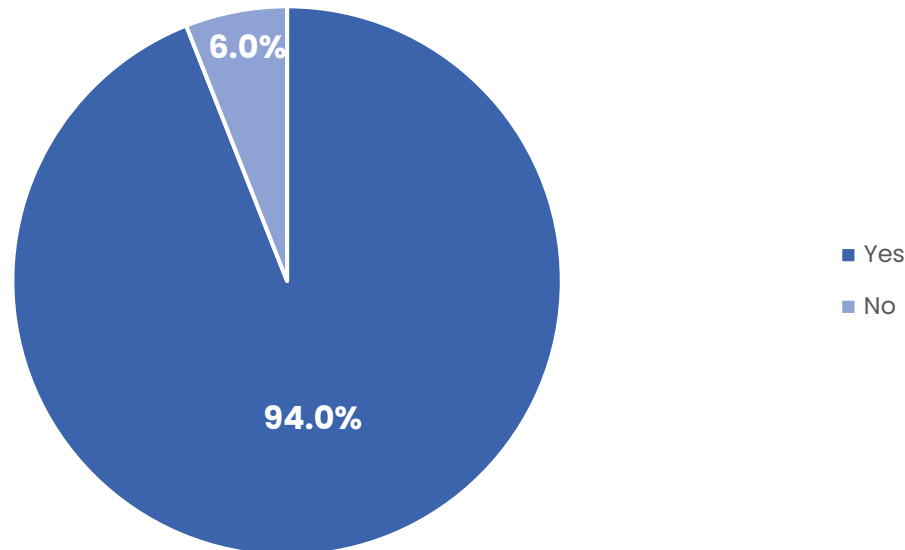
# **Section 2 – Behaviour and Experience among visitors**

## **Result 2.3: Visited Valletta in December 2024**

# Result 2.3: Visited Valletta in December 2024

- The respondents who have visited Valletta in December 2025 were asked to state whether they have visited Valletta during December 2024.
- Almost all of the respondents answered 'Yes' (94.0%) whilst 6.0% answered with 'No'.

Amongst those who have visited Valletta in December 2025: Did you visit Valletta during December 2024?



# Result 2.3: Visited Valletta in December 2024

- When comparing the previous response with various demographics, we see the following results:

Sex	Female	Male	Total
Yes	92.2%	95.9%	94.0%
No	7.8%	4.1%	6.0%
Total	100.0%	100.0%	100.0%

Age	16-25	26-35	36-45	46-55	56-65	66+	Total
Yes	100.0%	95.2%	92.2%	95.3%	95.9%	86.5%	94.0%
No	0.0%	4.8%	7.8%	4.7%	4.1%	13.5%	6.0%
Total	100.0%	100.0%	100.0%	100.0%	100.0%	100.0%	100.0%

District	Gozo and Comino	Northern	Northern Harbour	South Eastern	Southern Harbour	Western	Total
Yes	95.6%	88.0%	98.9%	91.0%	96.3%	96.4%	94.0%
No	4.4%	12.0%	1.1%	9.0%	3.7%	3.6%	6.0%
Total	100.0%	100.0%	100.0%	100.0%	100.0%	100.0%	100.0%

# Result 2.3: Visited Valletta in December 2024

- When comparing the previous response with various demographics, we see the following results:

Children under 16 years	Have children under 16	No children under 16	Total
Yes	94.4%	93.9%	94.0%
No	5.6%	6.1%	6.0%
Total	100.0%	100.0%	100.0%

Income Tax Bracket	0%	15%	25%	35%	No Response/ Personal	Total
Yes	91.8%	99.0%	94.5%	96.1%	91.0%	94.0%
No	8.2%	1.0%	5.5%	3.9%	9.0%	6.0%
Total	100.0%	100.0%	100.0%	100.0%	100.0%	100.0%

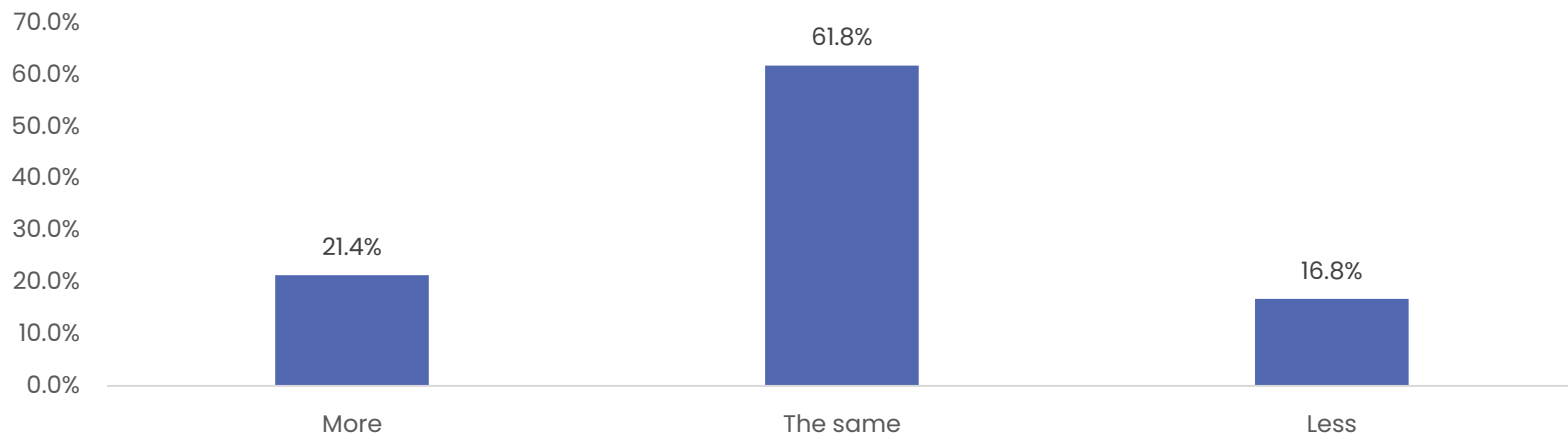
# **Section 2 – Behaviour and Experience among visitors**

## **Result 2.4: Comparison of visits with December 2024**

# Result 2.4: Comparison of visits with December 2024

- The respondents who have visited Valletta in December 2025 were asked to state whether they visited Valletta more, less, or the same amount in December 2025 when compared to December 2024.
- More than half of the respondents answered that they visited the same amount in both years (61.8%).

Amongst those who have visited Valletta in December 2025: Did you visit Valletta more, less, or the same amount in December 2025 when compared to December 2024?



# Result 2.4: Comparison of visits with December 2024

- When comparing the previous response with various demographics, we see the following results:

Sex	Female	Male	Total
More	23.4%	19.3%	21.4%
The same	54.3%	69.5%	61.8%
Less	22.3%	11.2%	16.8%
Total	100.0%	100.0%	100.0%

Age	16-25	26-35	36-45	46-55	56-65	66+	Total
More	27.6%	36.9%	18.4%	16.5%	17.5%	7.3%	21.4%
The same	43.7%	47.6%	57.5%	69.4%	72.5%	85.4%	61.8%
Less	28.7%	15.5%	24.1%	14.1%	10.0%	7.3%	16.8%
Total	100.0%	100.0%	100.0%	100.0%	100.0%	100.0%	100.0%

District	Gozo and Comino	Northern	Northern Harbour	South Eastern	Southern Harbour	Western	Total
More	47.1%	11.5%	19.7%	24.8%	20.8%	13.0%	21.4%
The same	52.9%	67.2%	65.5%	57.9%	67.5%	45.7%	61.8%
Less	0.0%	21.3%	14.8%	17.4%	11.7%	41.3%	16.8%
Total	100.0%	100.0%	100.0%	100.0%	100.0%	100.0%	100.0%

# Result 2.4: Comparison of visits with December 2024

- When comparing the previous response with various demographics, we see the following results:

Children under 16 years	Have children under 16	No children under 16	Total
<b>More</b>	31.2%	28.9%	29.3%
<b>The same</b>	53.6%	51.9%	52.2%
<b>Less</b>	15.2%	19.2%	18.5%
<b>Total</b>	100.0%	100.0%	100.0%

Income Tax Bracket	0%	15%	25%	35%	No Response/ Personal	Total
<b>More</b>	25.2%	25.7%	35.4%	13.7%	37.7%	29.3%
<b>The same</b>	57.1%	62.9%	47.2%	45.1%	45.1%	52.2%
<b>Less</b>	17.7%	11.4%	17.3%	41.2%	17.2%	18.5%
<b>Total</b>	100.0%	100.0%	100.0%	100.0%	100.0%	100.0%

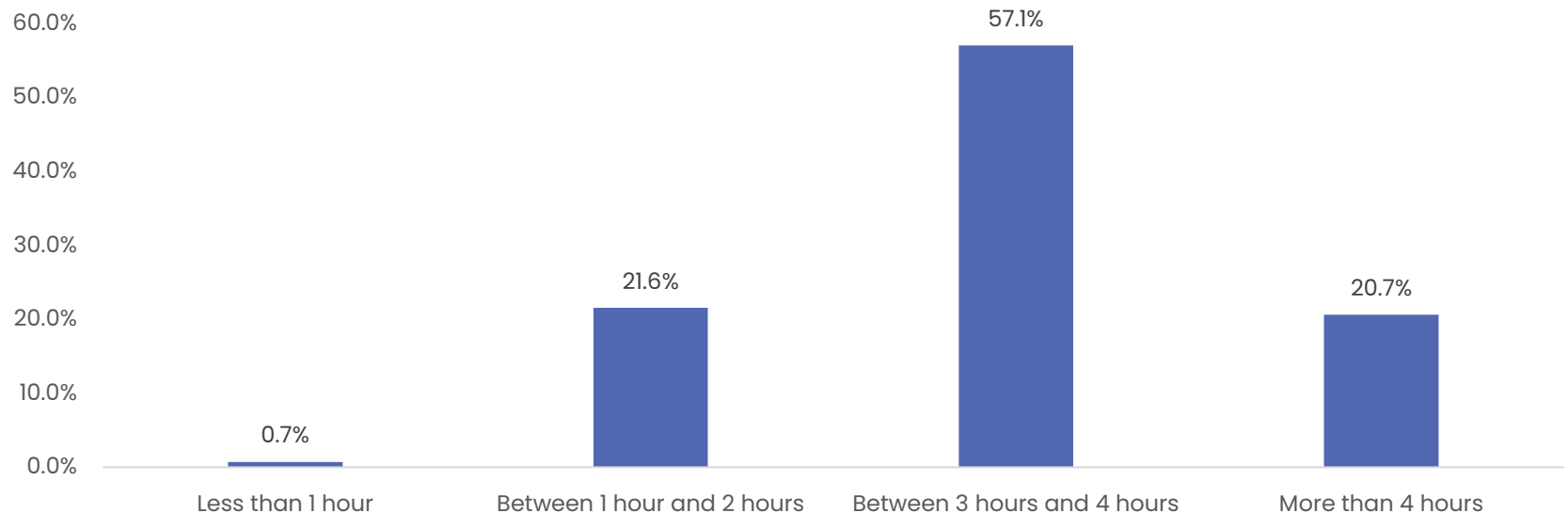
# **Section 2 – Behaviour and Experience among visitors**

## **Result 2.5: Duration of stay**

# Result 2.5: Duration of stay

- The respondents who have visited Valletta in December 2025 were asked to state how long their visits in Valletta during December 2025 were on average.
- More than half of the respondents stated that, on average, they spent between 3 and 4 hours during their visits in Valletta during December 2025 (57.1%).

Amongst those who have visited Valletta in December 2025: How long did you stay in Valletta during your visits in December 2025?



# Result 2.5: Duration of stay

- When comparing the previous response with various demographics, we see the following results:

Sex	Female	Male	Total
< 1 hr	1.1%	0.4%	0.7%
1 hr - 2 hrs	23.4%	19.6%	21.6%
3 hrs - 4 hrs	55.0%	59.3%	57.1%
> 4 hrs	20.6%	20.7%	20.7%
<b>Total</b>	100.0%	100.0%	100.0%

Age	16-25	26-35	36-45	46-55	56-65	66+	Total
< 1 hr	0.0%	0.0%	3.4%	0.0%	0.0%	1.2%	0.7%
1 hr - 2 hrs	16.5%	27.4%	18.2%	21.3%	15.7%	28.6%	21.6%
3 hrs - 4 hrs	67.0%	63.2%	48.9%	55.1%	61.4%	44.0%	57.1%
> 4 hrs	16.5%	9.4%	29.5%	23.6%	22.9%	26.2%	20.7%
<b>Total</b>	100.0%	100.0%	100.0%	100.0%	100.0%	100.0%	100.0%

District	Gozo and Comino	Northern	Northern Harbour	South Eastern	Southern Harbour	Western	Total
< 1 hr	0.0%	0.0%	0.6%	2.4%	0.0%	0.0%	0.7%
1 hr - 2 hrs	0.0%	22.2%	27.9%	22.0%	20.7%	17.0%	21.6%
3 hrs - 4 hrs	64.7%	49.2%	51.9%	63.0%	57.0%	62.3%	57.1%
> 4 hrs	35.3%	28.6%	19.5%	12.6%	22.3%	20.8%	20.7%
<b>Total</b>	100.0%	100.0%	100.0%	100.0%	100.0%	100.0%	100.0%

# Result 2.5: Duration of stay

- When comparing the previous response with various demographics, we see the following results:

Children under 16 years	Have children under 16	No children under 16	Total
< 1 hr	1.6%	0.5%	0.7%
1 hr - 2 hrs	16.0%	23.2%	21.6%
3 hrs - 4 hrs	52.0%	58.5%	57.1%
> 4 hrs	30.4%	17.8%	20.7%
<b>Total</b>	100.0%	100.0%	100.0%

Income Tax Bracket	0%	15%	25%	35%	No Response/ Personal	Total
< 1 hr	2.0%	1.0%	0.0%	0.0%	0.0%	0.7%
1 hr - 2 hrs	25.9%	11.4%	11.8%	23.5%	34.4%	21.6%
3 hrs - 4 hrs	49.0%	69.5%	63.0%	39.2%	57.4%	57.1%
> 4 hrs	23.1%	18.1%	25.2%	37.3%	8.2%	20.7%
<b>Total</b>	100.0%	100.0%	100.0%	100.0%	100.0%	100.0%

# **Section 2 – Behaviour and Experience among visitors**

## **Result 2.6: Reasons for visiting**

# Result 2.6: Reasons for visiting

- The respondents who have visited Valletta in December 2025 were asked to state the main reasons why they visited Valletta during December 2025. The respondents had the option to state different reasons more than once.
- The most popular reasons were to see the Christmas tree (60.3%), to see the Christmas lights (57.6%) and to eat in a restaurant or cafeteria (52.2%).

<b>To see the Christmas tree</b>	60.3%
<b>To see the Christmas lights</b>	57.6%
<b>To eat in a restaurant/cafeteria</b>	52.2%
<b>To attend the activity 'Christmas in the Capital'</b>	36.4%
<b>To buy presents</b>	28.8%
<b>For work</b>	10.0%
<b>Other</b>	8.2%
<b>To attend the NYE celebration</b>	5.8%

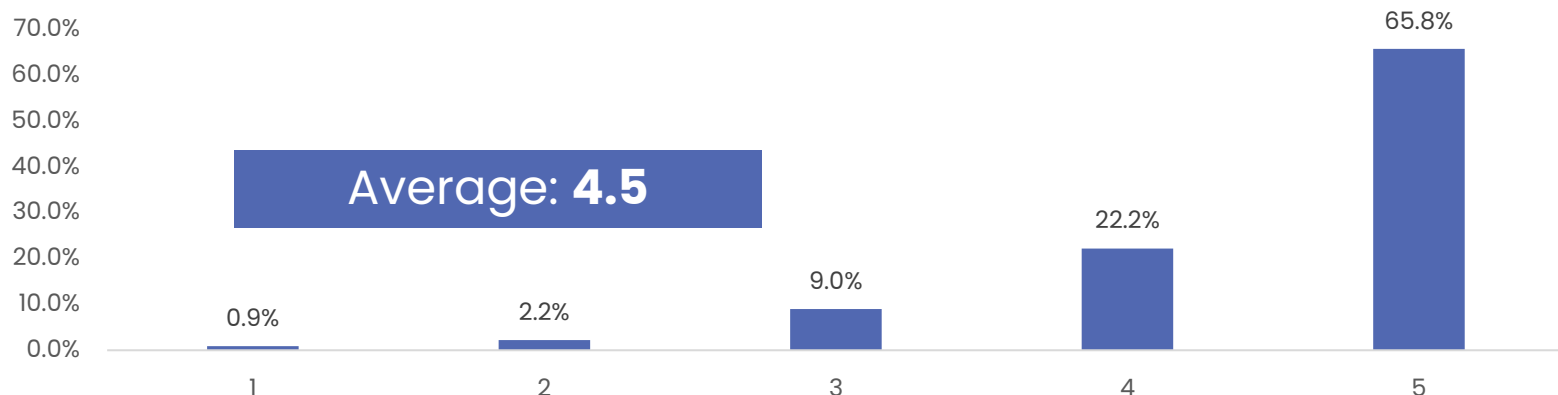
## **Section 2 – Behaviour and Experience among visitors**

### **Result 2.7: Importance of Christmas Atmosphere**

# Result 2.7: Importance of Christmas Atmosphere

- The respondents who have visited Valletta in December 2025 were asked to rate, on a scale from 1 to 5, how important it was for them that Valletta has a nice Christmas atmosphere when planning their visit to the city last December (1-Not important at all, 5-Very important)
- The most popular response was '5' (65.8%).

Amongst those who have visited Valletta in December 2025: On a scale from 1 to 5, how important was it for you that Valletta has a nice Christmas atmosphere when planning your visit to the city last December? (1-Not important at all, 5-Very important)



# Result 2.7: Importance of Christmas Atmosphere

- When comparing the average rating (4.5) with various demographics, we see the following results:

<b>Female</b>	4.5
<b>Male</b>	4.5
<b>16-25</b>	4.3
<b>26-35</b>	4.5
<b>36-45</b>	4.4
<b>46-55</b>	4.6
<b>56-65</b>	4.7
<b>66+</b>	4.5
<b>Has children under 16</b>	4.6
<b>No children under 16</b>	4.5

<b>Gozo and Comino</b>	4.7
<b>Northern</b>	4.3
<b>Northern Harbour</b>	4.6
<b>South Eastern</b>	4.4
<b>Southern Harbour</b>	4.5
<b>Western</b>	4.6
<b>0%</b>	4.5
<b>15%</b>	4.4
<b>25%</b>	4.6
<b>35%</b>	4.6
<b>No Response/Personal</b>	4.4

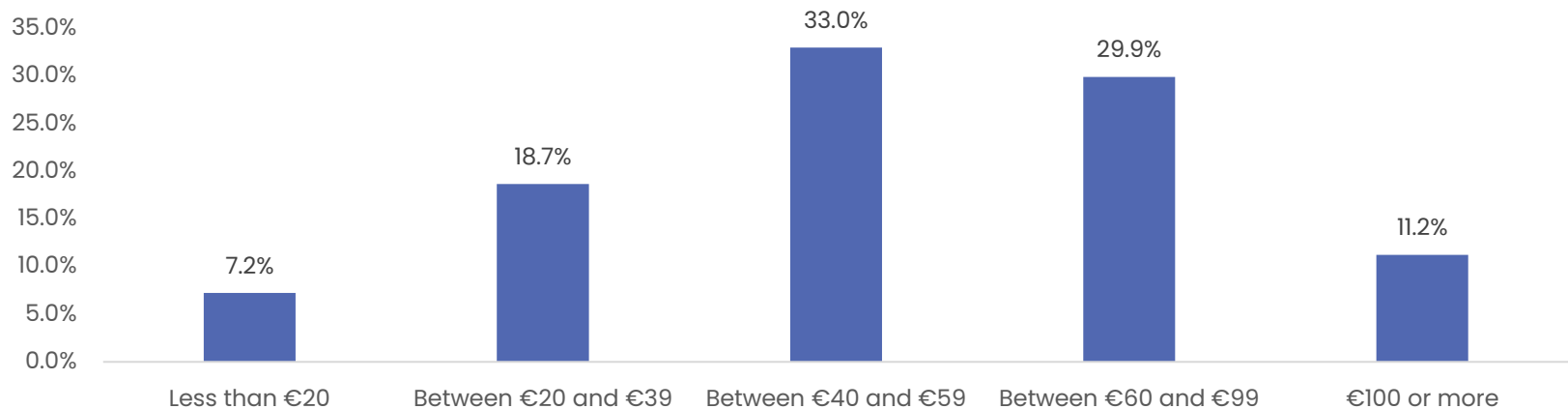
# **Section 3 – Spending Behaviour and Family Experience among visitors**

## **Result 3.1: Estimated spend per visit**

# Result 3.1: Estimated spend per visit

- The respondents who have visited Valletta in December 2025 were asked to state how much they approximately spent during each visit to Valletta during last December.
- The results are as follows, with the average amount spent being €77.65 per visit. The amounts ranged from less than €20 to over €1,000.

Amongst those who visited Valletta in December 2025: How much did you spend on average during each visit to Valletta during last December?



# Result 3.1: Estimated spend per visit

- When comparing the average rating (€77.65) with various demographics, we see the following results:

<b>Female</b>	€89.74
<b>Male</b>	€65.03
<b>16-25</b>	€49.05
<b>26-35</b>	€108.88
<b>36-45</b>	€77.69
<b>46-55</b>	€97.90
<b>56-65</b>	€73.49
<b>66+</b>	€47.77
<b>Has children under 16</b>	€122.09
<b>No children under 16</b>	€64.73

<b>Gozo and Comino</b>	€50.68
<b>Northern</b>	€103.19
<b>Northern Harbour</b>	€69.20
<b>South Eastern</b>	€62.09
<b>Southern Harbour</b>	€81.99
<b>Western</b>	€69.00
<b>0%</b>	€58.79
<b>15%</b>	€69.57
<b>25%</b>	€98.92
<b>35%</b>	€114.47
<b>No Response/Personal</b>	€60.14

# **Section 3 – Spending Behaviour and Family Experience among visitors**

## **Result 3.2: What children enjoyed most**

# Result 3.2: What children enjoyed most

- The respondents who took their children to Valletta last December were asked to state what their children enjoyed most when visiting Valletta during December 2025.
- The responses were as follows, with more than half mentioning 'Fairy Land' (54.6%).

<b>Fairy land</b>	54.6%
<b>Decorations and lights</b>	24.4%
<b>The Christmas tree</b>	9.2%
<b>Activities for the kids</b>	5.0%
<b>Everything</b>	3.4%
<b>I don't know</b>	2.5%
<b>Shopping</b>	0.8%
<b>Total</b>	100.0%

# **Section 4 – Perceptions and Suggestions for Improvement from visitors**

## **Result 4.1: What was better compared to December 2024**

# Result 4.1: What was better compared to December 2024

- The respondents who have visited Valletta in December 2025 were asked to state what they saw better in Valletta during December 2025 when compared to December 2024.
- The responses were as follows, with the most popular response being 'The lights, decorations and Christmas tree were better' (53.7%).

<b>The lights, decorations and Christmas tree were better</b>	53.7%
<b>Nothing - everything is the same</b>	27.2%
<b>More lively energy</b>	6.6%
<b>Added rides and attractions at Fairy land</b>	2.6%
<b>I don't know</b>	2.2%
<b>The Christmas market was better</b>	1.5%
<b>More activities for the children</b>	1.5%
<b>The crib at Pjazza Kastilja</b>	0.7%
<b>More people visiting</b>	0.7%
<b>Other</b>	3.3%
<b>Total</b>	100.0%

# **Section 4 – Perceptions and Suggestions for Improvement from visitors**

## **Result 4.2: What respondents would like to see different**

# Result 4.2: What respondents would like to see different

- The respondents who have visited Valletta in December 2025 were asked to state what they would like to see in Valletta next December (December 2026).
- The responses were as follows, with the most popular response being 'Nothing' (27.3%).

<b>Nothing</b>	27.3%
<b>I don't know</b>	13.7%
<b>Better lights and decorations</b>	10.1%
<b>More organised Christmas Market</b>	8.5%
<b>Crowd-control</b>	7.9%
<b>More children and family activities</b>	7.0%
<b>More rides for children at Fairy Land</b>	5.2%
<b>Less restaurant tables on the roads</b>	3.5%
<b>Cheaper prices</b>	3.1%
<b>Lively atmosphere</b>	3.1%

<b>More bins and cleanliness around the city</b>	2.2%
<b>Religious element to be given importance</b>	1.5%
<b>Christmas carols around the streets</b>	1.3%
<b>Like a traditional Maltese Christmas</b>	0.7%
<b>Father Christmas going round Valletta</b>	0.7%
<b>The tree could be better</b>	0.6%
<b>Shops have longer opening hours</b>	0.4%
<b>Other</b>	3.1%
<b>Total</b>	100.0%

# **Section 5 – Barriers to Visiting Valletta During the Christmas Period among non-visitors**

## **Result 5.1: Reasons for not visiting**

# Result 5.1: Reasons for not visiting

- The respondents who did not visit Valletta during December 2025 (33.6% of the sample) were asked to state the reasons for why they did not go to Valletta during this period. The respondents had the option to mention more than one answer.
- The reasons mentioned were the following, with the most popular being that they are elderly and hence do not go out (26.7%).

<b>I am elderly and I do not go out</b>	26.7%
<b>There are too many people</b>	15.2%
<b>Too busy</b>	11.6%
<b>Do not feel the need to visit</b>	9.7%
<b>I was sick</b>	9.4%
<b>I can't find parking</b>	9.0%
<b>I was abroad</b>	6.9%
<b>I am from Gozo</b>	6.1%
<b>Other</b>	5.4%
<b>I do not like Valletta</b>	5.1%

# **Section 5 – Barriers to Visiting Valletta During the Christmas Period among non-visitors**

## **Result 5.2: What would encourage a future visit**

# Result 5.2: What would encourage a future visit

- The respondents who did not visit Valletta during December 2025 (33.6% of the sample) were asked to state what could be done to encourage them to visit Valletta during the Christmas period next December (December 2026).
- The reasons mentioned were the following, with the most popular being that they would still not visit no matter what is done (43.2%).

<b>Nothing - I would still not visit</b>	43.2%
<b>I don't know</b>	26.7%
<b>Be less crowded</b>	6.7%
<b>More activities</b>	4.9%
<b>Better decorations and Christmas Tree</b>	3.2%
<b>A better variety of clothes shops</b>	3.2%
<b>Religious element to be given importance</b>	2.5%
<b>More parking spaces</b>	2.5%
<b>More open space rather than everywhere with restaurant tables</b>	2.1%
<b>Have more attractions in Fairyland</b>	1.4%
<b>Other</b>	3.9%
<b>Total</b>	100.0%

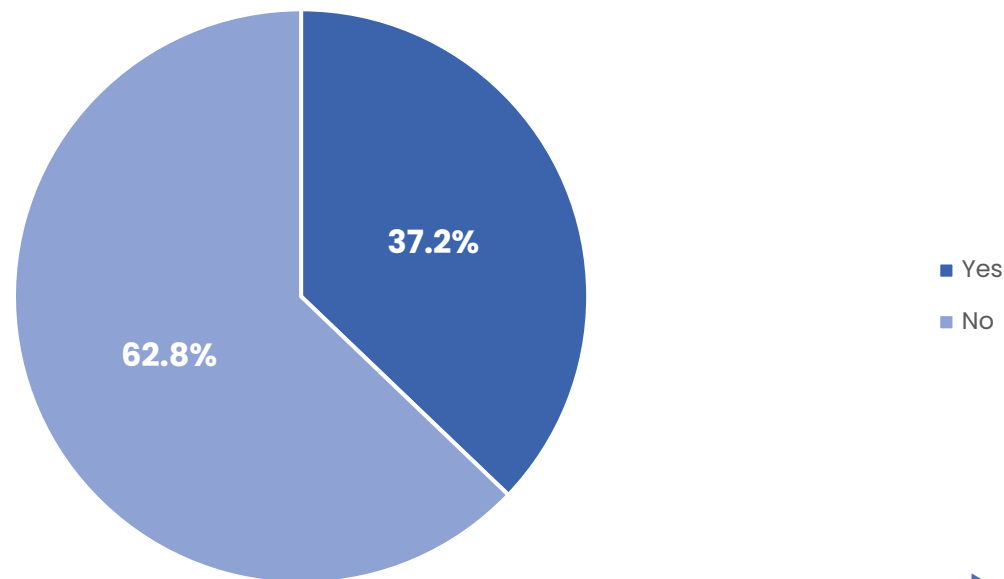
# **Section 5 – Barriers to Visiting Valletta During the Christmas Period among non-visitors**

## **Result 5.3: Visited Valletta in December 2024**

# Result 5.3: Visited Valletta in December 2024

- The respondents who did not visit Valletta during December 2025 (33.6% of the sample) were asked to state whether they have visited Valletta in December 2024.
- 37.2% answered 'Yes' whilst 62.8% answered 'No'.

Among those who did not visit Valletta during December 2025: Did you visit Valletta during December 2024?



# Result 5.3: Visited Valletta in December 2024

- When comparing the previous response with various demographics, we see the following results:

Sex	Female	Male	Total
Yes	39.1%	35.3%	37.2%
No	60.9%	64.7%	62.8%
Total	100.0%	100.0%	100.0%

Age	16-25	26-35	36-45	46-55	56-65	66+	Total
Yes	69.2%	81.8%	48.0%	20.8%	25.4%	30.0%	37.2%
No	30.8%	18.2%	52.0%	79.2%	74.6%	70.0%	62.8%
Total	100.0%	100.0%	100.0%	100.0%	100.0%	100.0%	100.0%

District	Gozo and Comino	Northern	Northern Harbour	South Eastern	Southern Harbour	Western	Total
Yes	9.7%	39.7%	33.3%	57.1%	52.4%	31.8%	37.2%
No	90.3%	60.3%	66.7%	42.9%	47.6%	68.2%	62.8%
Total	100.0%	100.0%	100.0%	100.0%	100.0%	100.0%	100.0%

# Result 5.3: Visited Valletta in December 2024

- When comparing the previous response with various demographics, we see the following results:

Children under 16 years	Have children under 16	No children under 16	Total
Yes	100.0%	88.9%	37.2%
No	0.0%	11.1%	62.8%
Total	100.0%	100.0%	100.0%

Income Tax Bracket	0%	15%	25%	35%	No Response/ Personal	Total
Yes	28.6%	24.1%	87.0%	0.0%	29.7%	37.2%
No	71.4%	75.9%	13.0%	100.0%	70.3%	62.8%
Total	100.0%	100.0%	100.0%	100.0%	100.0%	100.0%

# Appendix

# Questionnaire

# Questionnaire

1. Żort il-Belt Valletta matul Diċembru li għadda? Iva \_\_\_ Le \_\_\_

*Jekk IVA kompli minn mistoqsija 2, jekk LE kompli minn mistoqsija 14*

2. Kemm il-darba żort il-Belt Valletta matul Diċembru li għadda?  
Darba \_\_\_ Bejn darbtejn u erbgha darbiet \_\_\_ Hames darbiet jew iktar \_\_\_

3. Żort il-Belt Valletta matul Diċembru 2024? Iva \_\_\_ Le \_\_\_

4. Jekk IVA, meta tikkumpara ma Diċembru tal-2024, taħseb li f'Diċembru 2025 żort il-Belt Valletta  
Iktar \_\_\_ Inqas \_\_\_ L-istess ammont \_\_\_

5. Bejn wiehed u iehor, kemm domt meta żort il-Belt Valletta?  
Inqas minn siegħa \_\_\_ Bejn siegħa u sagħtejn \_\_\_ Bejn tlett siegħat u erbgha \_\_\_ Iktar minn erba' siegħat \_\_\_

6. X'kienu r-raġunijiet prinċipali għaliex mort il-Belt Valletta f'Diċembru li għadda? (Aghżel dawk kollha li japplikaw – AQRAHHOM KOLLHA)  
Għall-attivitajiet tal-Milied Christmas in the Capital \_\_\_\_\_ Biex nara s-sigra tal-Milied \_\_\_\_\_ Biex nara d-dawl tal-Milied \_\_\_\_\_ Biex nattendu l-avveniment ta' l-ejliet l-ewwel tas-sena \_\_\_ Biex mmur niekol go xi restaurant/cafeteria \_\_\_  
Biex nixtri xi rigali \_\_\_ Xogħol \_\_\_ Ohrajn (jekk jogħġbok specifika)

---

# Questionnaire

7. Mill-1 sal-5, kemm kien importanti għalik li hemm atmosfera sabiha tal-Milied meta pjanajt iż-żjara tiegħek għall-Belt Valletta matul Diċembru li għadda? (1-Ma kien importanti xejn, 5-Importanti hafna) \_\_\_\_\_
8. Matul iż-żjarjet li kellek fil-Belt Valletta f'Diċembru li għadda, kemm qed tikkalkula li nfaqt għal kull żjara bejn wiehded u iehor?  
Inqas minn €20 \_\_\_\_ Bejn €20 u €39 \_\_\_\_ Bejn €40 u €59 \_\_\_\_ Bejn €60 u €99 \_\_\_\_ €100  
jew aktar (jekk jogħġbok specifika) \_\_\_\_\_
9. Għandek tfal taht is-16 il-sena? Iva \_\_\_\_ Le \_\_\_\_
10. Jekk IVA, żort il-Belt Valletta magħhom matul Diċembru li għadda? Iva \_\_\_\_ Le \_\_\_\_
11. Jekk IVA, x'inhil-iktar haġa li għoġbithom? \_\_\_\_\_
12. X'rajt aħjar fil-Belt Valletta f'Diċembru ta' din is-sena meta kkumparat ma Diċembru 2024?  
\_\_\_\_\_
13. X'tixtieq tara differenti fil-Belt Valletta għall-Milied ta' din is-sena? \_\_\_\_\_

# Questionnaire

## *Saqsi mistoqsijiet 14 u 15 lil dawk li ma żarux il-Belt Valletta f'Diċembru li għadda*

14. Għaliex ma żortx il-Belt Valletta matul Diċembru li għadda? (Aghżel dawk kollha li japplikaw)  
Ma nsibx nipparckja \_\_\_\_ Ikun hemm hafna nies \_\_\_\_ Jien anzjan/a u ma noħroġx \_\_\_\_  
Ohrajn (jekk jogħġbok speċifika) \_\_\_\_\_
15. X'tixtieq tara fil-Belt Valletta fil-perjodu tal-Milied biex iħajrek iżzur il-Belt f'Diċembru li ġej? \_\_\_\_\_
16. Żort il-Belt Valletta matul Diċembru 2024? Iva \_\_\_\_ Le \_\_\_\_

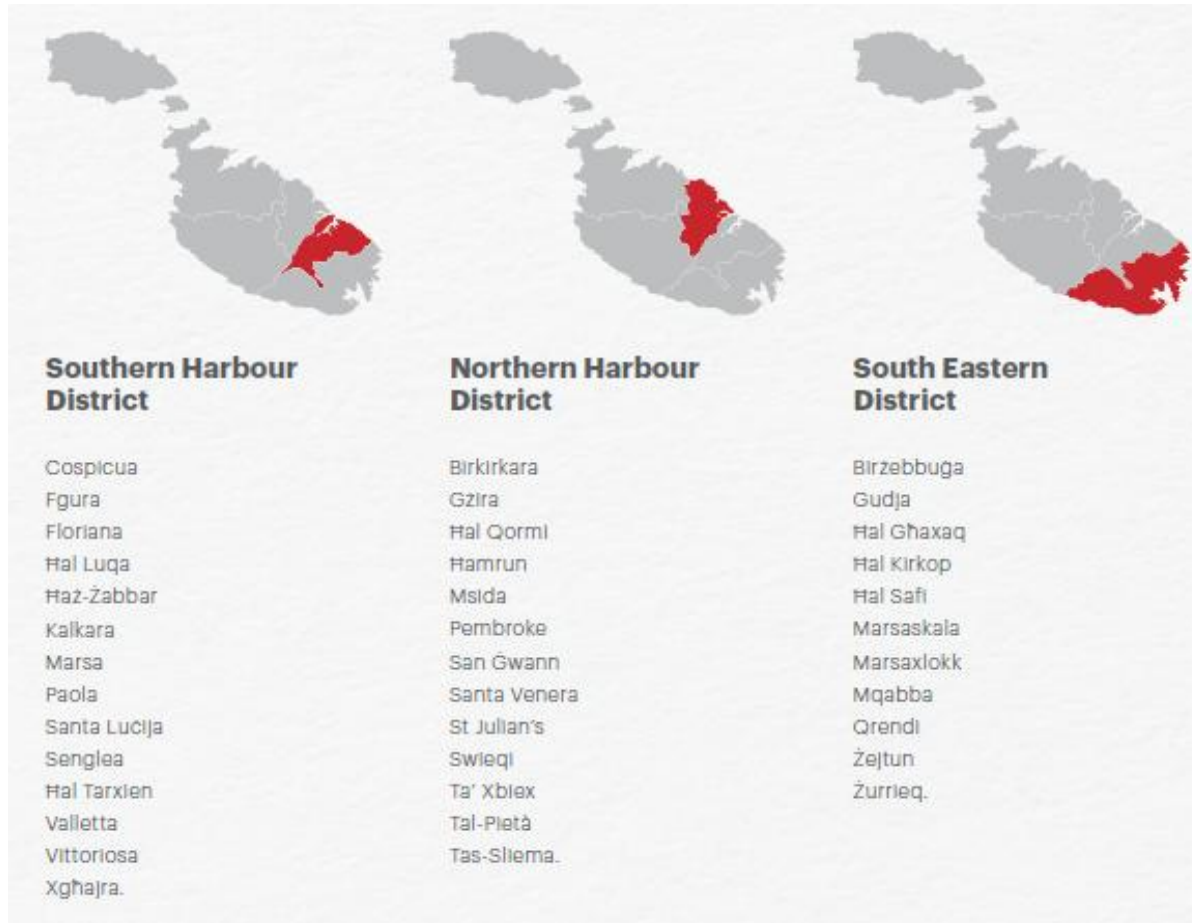
## *Saqsi lil kulhadd*

17. F'liema lokalita toqghod? \_\_\_\_\_
18. Eta: \_\_\_\_\_
19. Mizzewweg? Iva \_ Le \_\_\_\_ Seperat/Divorzjat/Annulat \_\_ Armel/Armla \_
20. Sa liema livell ta' edukazzjoni wasalt: \_\_
21. Inti: Haddiem/a \_\_ Student/a \_\_\_\_ Mara/Ragel tad-dar \_\_ Bla xoghol \_\_ Pensjonant/a \_
22. X'inhu l-income tax bracket tieghek? 0% \_\_\_\_\_ 15% \_\_ 25% \_\_ 35% \_\_
23. Sess: Mara \_\_\_\_\_ Ragel \_ X \_\_\_\_\_

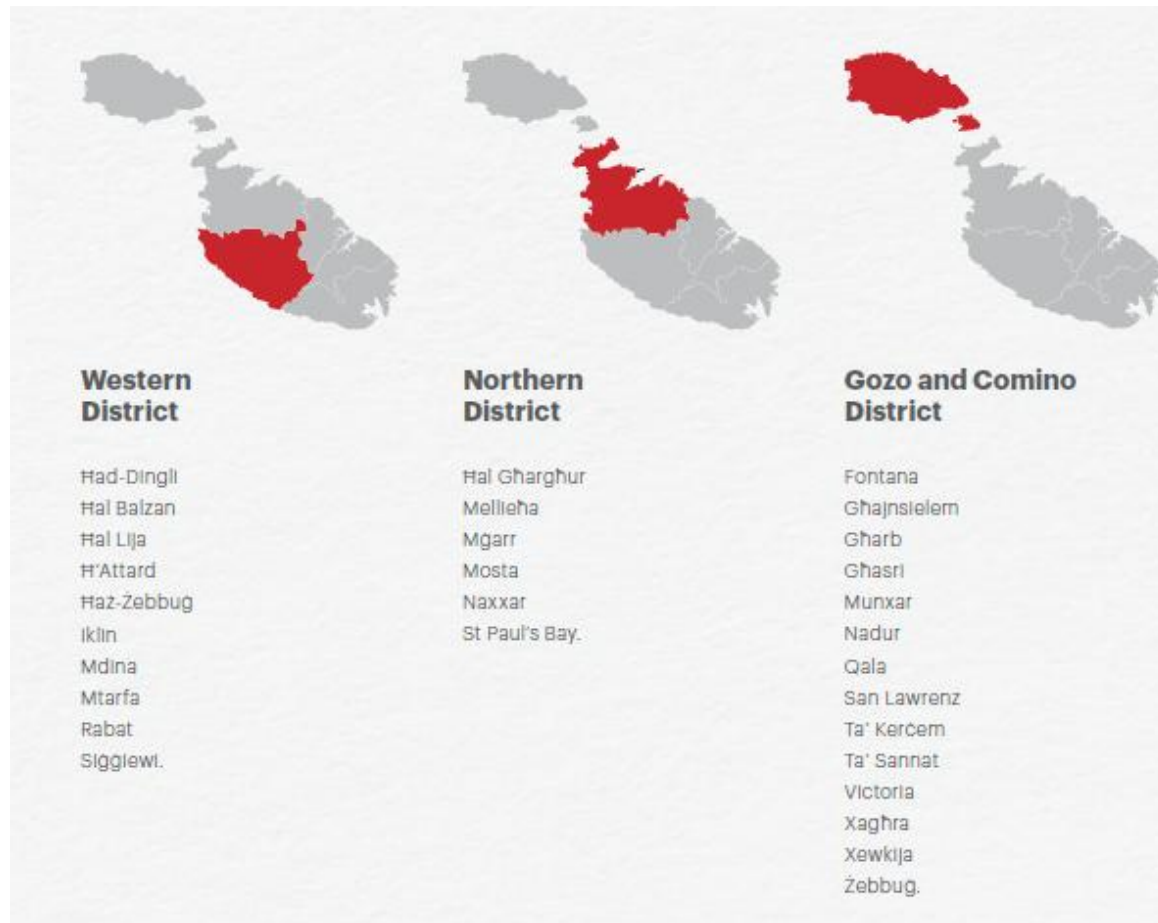
# Appendix

# Maltese Districts

# Maltese Districts



# Maltese Districts



**The End**